



## IN THIS ISSUE

Continued U.S. Exceptionalism

Key Developments

Market Review

Market Events

From the Managing Director



# Continued U.S. Exceptionalism

2024 saw the strongest start for U.S. large cap stocks since the pandemic. Stocks were up 10.6% as measured by the S&P 500. This was on the heels of strong risk asset returns in the fourth quarter of last year. Returns were positive for equities in most major regions but U.S. stocks continued to outperform international markets. The only major stock market to outperform the U.S. was Japan, which gained 10.6% in U.S. dollar terms and 18.8% in local currency terms. Emerging market stocks saw positive but lackluster returns of 2.2% primarily driven by weakness in China equities which fell 2.2% (in U.S. dollar terms). Strength in the U.S. dollar (up roughly 3%) did not help international equity returns for U.S.-based investors.

*Continued inside*



Continued from Cover

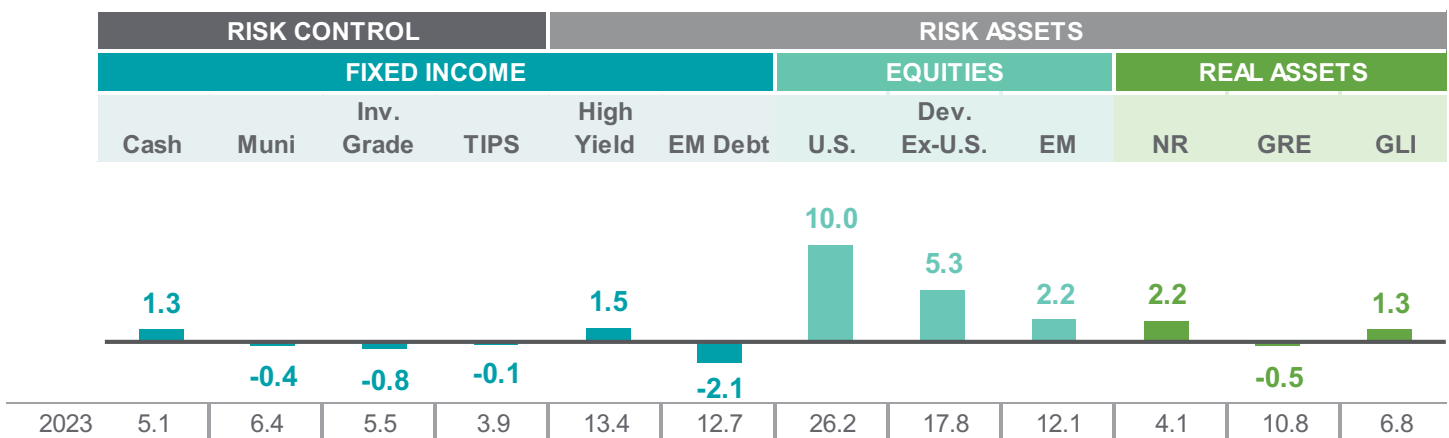
Within the U.S., large cap stocks continued to outperform more interest-rate-sensitive small cap stocks and growth stocks outperformed value. Nominal Treasury yields rose in the first quarter led primarily by an increase in real yields as economic growth continued to surprise on the upside. Inflation expectations also rose. Except for modestly positive returns for cash and high yield bonds, fixed income sector returns were slightly negative. High yield was the best-performing sector within fixed income, as all-in yields made up for the backup in interest rates. Within real assets, returns were strongest for natural resources while global real estate gave back some of its gains from last year.

Strength in domestic equities was driven by continued resilience of the U.S. economy and the improving earnings outlook. While the prior quarter saw fears of recession recede, this quarter markets were encouraged by the resiliency of the U.S. economy in the face

of restrictive monetary policy. The current Fed funds rate is nearly 300 basis points higher than the Fed’s estimate of the longer-run neutral policy rate. Markets were also likely encouraged by the dovish narrative from the Fed – which has essentially signaled an end to the hiking cycle and potentially the start of easing this summer. Progress on inflation towards the end of last year was substantial and this led to market expectations of as much as six rate cuts at the beginning of this year. However, progress towards the Fed’s stated goal of 2% inflation stalled in the first two months of the year with both January and February experiencing higher than expected inflation. These strong inflation readings forced the forward rates markets to rein in expectations of several cuts and they are now closer to an expectation of three cuts this year. Risk assets have taken the reduction in expected rate cuts in stride but it remains to be seen whether lofty valuations, worries of lingering inflation and therefore higher for longer rates, test the resiliency of stock markets.

### FIRST QUARTER 2024 TOTAL RETURNS (%)

*Diversified portfolios started the year off strong with equities continuing to rise and fixed income only slightly lower.*



Source: Northern Trust Asset Management, Bloomberg. NR: Natural Resources; GRE: Global Real Estate; GLI: Global Listed Infrastructure. Indexes are gross of fees. Past performance is not indicative or a guarantee of future results. Index performance returns do not reflect any management fees, transaction costs or expenses. It is not possible to invest directly in any index.

# KEY DEVELOPMENTS

## U.S. Economic Resilience on Repeat

U.S. economic resilience is still in the spotlight with solid labor markets and a relatively healthy consumer backdrop. Recession talk has diminished with more bearish economic prognosticators either removing recession predictions or extending to 2025 or later. The U.S. growth trajectory has stood out versus its global peers with noticeable upward revisions to consensus 2024 forecasts and the Fed's economic projections. Outside the U.S., the economic outlook has stabilized, including a rebound in manufacturing PMI data.

## A Bumpy Path to 2% Inflation

U.S. inflation appears to be on a trajectory towards 2% with some fits and starts along the way. Firmer inflation readings in January and February were relatively well digested by both central bankers and financial markets. Disinflation in core goods has stalled somewhat while services remains stickier including the long-anticipated (and still waiting) downturn in housing-related inflation. Nonetheless, core inflation has continued to move lower on a year-over-year basis – albeit at a slower pace – from a peak of over 5% to the current level of 2.8%.

## Monetary Policy Patience

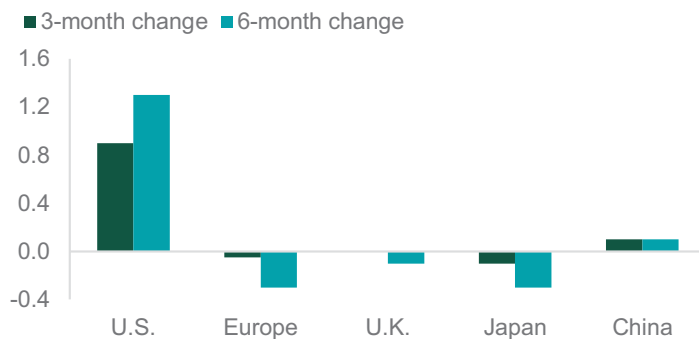
Most major developed market central banks were on hold in 1Q. Improving economic growth and elevated-but-moderating inflation have allowed central bankers to be patient as they navigate the transition from rate hikes to rate cuts. That being said, Japan is on a different path and the Bank of Japan (BOJ) raised rates by 10 basis points in March to end the era of negative rate policy. Investors expect about 20 basis points (bps) more of BOJ tightening in 2024 – in contrast to ~70-90 bps of easing from its primary developed market peers.

## Another Double-Digit Quarter for the S&P 500

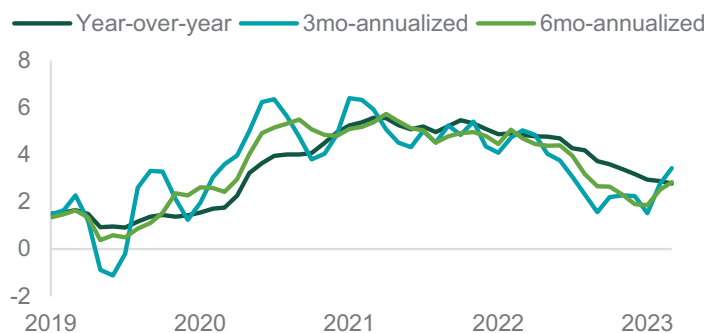
Market concentration remains top of mind but a singular focus on the “Magnificent 7” does not capture the full story. On one hand, the “Magnificent 7” gained 17% in 1Q (~36% of the S&P 500's return) and tech-related earnings growth was a key source of strength in the 4Q2023 earnings season. However, equity market breadth improved throughout the quarter with cyclical sectors among the top performers (energy, financials, etc.) – supported by the improving macroeconomic backdrop and declining interest rate volatility.

Source: Northern Trust Asset Management, Bloomberg. Data as of 3/31/2024. Note: GDP: gross domestic product; PCE: personal consumption expenditures; Cyclical sectors: energy, materials, industrials, financials. Past performance is not indicative or a guarantee of future results. Index performance returns do not reflect any management fees, transaction costs or expenses. It is not possible to invest directly in any index.

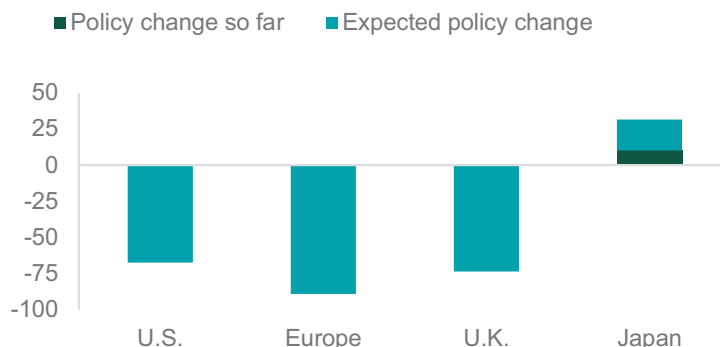
### CHANGE IN 2024 CONSENSUS GDP GROWTH (%)



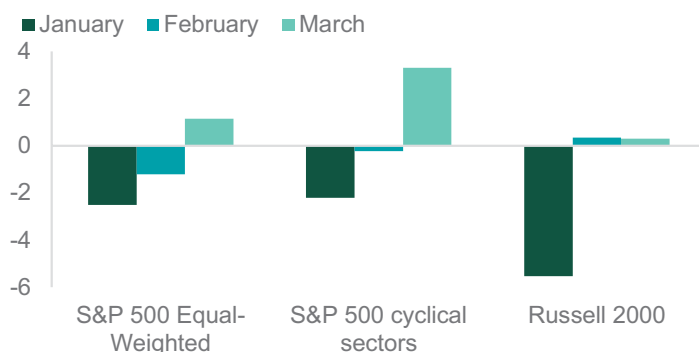
### CORE PCE INFLATION (%)



### EXPECTED 2024 CENTRAL BANK ACTIVITY (BPS)



### RELATIVE RETURNS VS S&P 500 IN 1Q2024 (%)



# Market Review

## Interest Rates

Treasury yields two years and out rose ~30-40 basis points (bps) and market expectations for 2024 Fed rate cuts repriced from over six to under three. Investors are split on if the first cut will occur in June versus later in the year. In response to upside surprises on both growth and inflation data during the quarter, monetary policymakers communicated an unhurried transition to rate cuts. Nonetheless, the Fed's base case remains for lower inflation and multiple rate cuts before year end as risks to achieving its goals come into better balance.

## Credit Markets

Spreads incrementally tightened across the quarter reflecting a durable macroeconomic backdrop and supportive technicals. Investment grade (IG) spreads tightened 8 bps to 85 bps and high yield (HY) spreads tightened 24 bps to 299 bps. For both asset classes, spreads now sit ~40% below their monthly average since 1999. From a return standpoint, tighter spreads within IG fixed income failed to overcome duration headwinds from higher interest rates and the asset class lost 0.8%. HY still managed to gain 1.5%.

## Equities

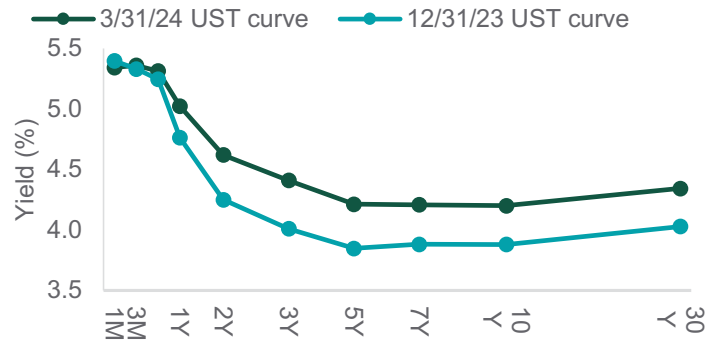
Global equities had another robust quarter at +8.3%. U.S. equities led the major regions with a 10.0% gain as equity investors embraced higher odds of a soft landing. Developed ex-U.S. equities were also solid at +5.3% on the quarter. Emerging market equities gained 2.2%, but China equities suffered a roughly 2% loss. For the most part, the global equity gains were driven by valuation expansion. Despite higher interest rates, investor expectations for a global earnings growth acceleration and several central bank easing cycles remain in place.

## Real Assets

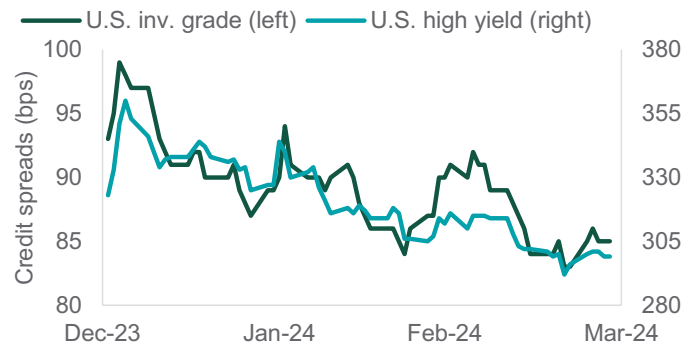
Real assets lagged global equities by 6-to-9%. Global real estate (-0.5%) was the only one to end in the red. Listed infrastructure (+1.3%) and natural resources (+2.2%) earned small positive gains. Macro forces were likely at play, including higher rates and risk-on sentiment weighing on relative infrastructure returns. Metals bogged down natural resources, which eventually found its footing on a firmer growth outlook. Idiosyncratic impacts also likely played a role with decent sector-level dispersion within each asset class.

Source: Bloomberg. Returns in U.S. dollars. Indexes are gross of fees. Past performance is not indicative or a guarantee of future results. Index performance returns do not reflect any management fees, transaction costs or expenses. It is not possible to invest directly in any index.

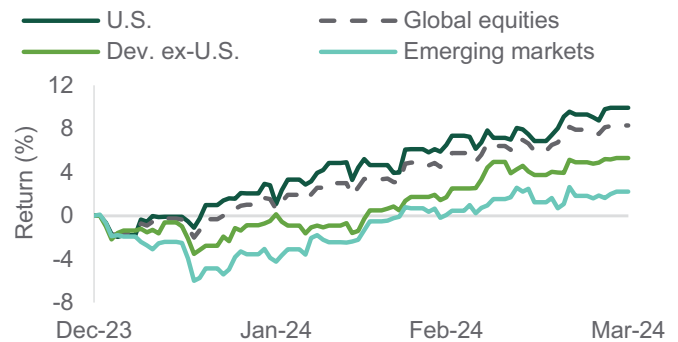
### U.S. TREASURY YIELD CURVE



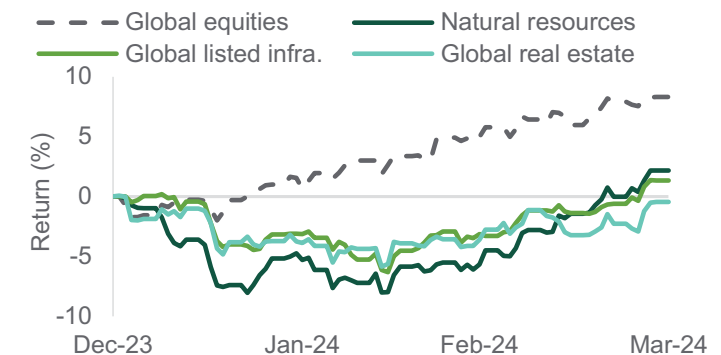
### CREDIT SPREADS



### REGIONAL EQUITY INDICES

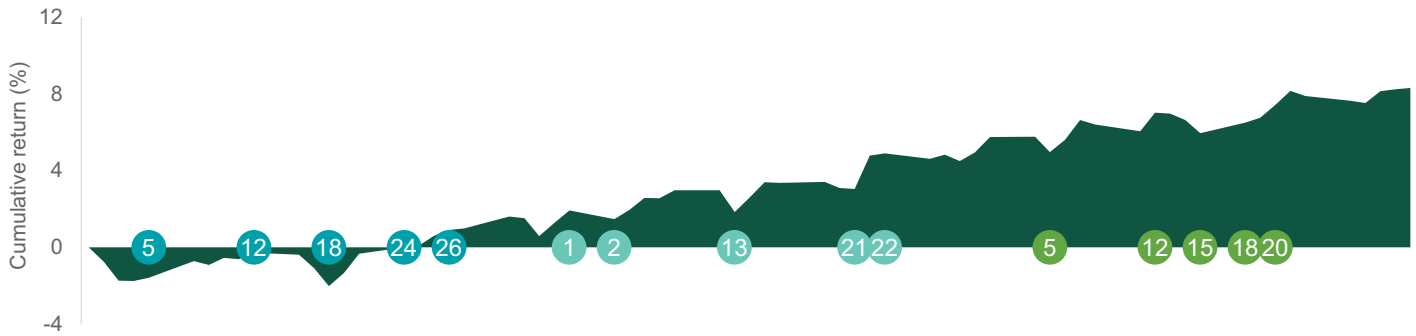


### REAL ASSET INDICES



# Market Events

■ 1Q 2024 global equity total return: 8.3%



JANUARY	FEBRUARY	MARCH
<p><b>5</b> The U.S. December jobs report is solid. More jobs are added than expected (216k versus 175k), the unemployment rate is unchanged (3.7%) and wages grow 4.1% year-over-year.</p>	<p><b>1</b> Concerns of systemic risk in the commercial real estate (CRE) sector resurface after New York Community Bancorp (NYCB; down 42%) reports losses from its CRE portfolio.</p>	<p><b>5</b> At the annual National People's Congress, China reveals 2024 targets mostly consistent with the prior year: ~5% growth, 3% inflation and a 3% fiscal deficit.</p>
<p><b>12</b> Tensions escalate in the Middle East after the U.S. and U.K. carry out joint airstrikes against Houthi targets. Oil prices rise following the operation.</p>	<p><b>2</b> The U.S. releases a strong jobs report with 353k jobs added and upward prior-month revisions. Wages accelerate and the unemployment rate holds.</p>	<p><b>12</b> U.S. CPI comes in warmer than expected for the second month in a row. Energy prices help push up headline CPI to 3.2% y/y from 3.1% y/y.</p>
<p><b>18</b> The European Central Bank and Fed official messaging leans towards being in no rush to cut rates in the very near term while also highlighting the risk of easing policy too soon.</p>	<p><b>13</b> U.S. CPI prints hotter than expected at 3.1% y/y versus 2.9% expected. Core CPI also comes in hotter than expected at 3.9% y/y and is unchanged from the prior reading.</p>	<p><b>15</b> The initial results of the Shunto negotiations show an average wage hike of 5.3%. The initial results point to the biggest Japan wage hikes in over 30 years.</p>
<p><b>24</b> The People's Bank of China delivers a surprise 50-basis point (bp) cut to its reserve requirement ratio as part of a broader effort to stabilize its economy and financial markets.</p>	<p><b>21</b> NVIDIA (NVDA) posts a "beat earnings and raise guidance" quarter that supports broader market enthusiasm surrounding artificial intelligence.</p>	<p><b>18</b> The Bank of Japan raises its target policy rate by 10 bps to 0.0-0.1%. It marks the first hike in 17 years and the end to its negative interest rate regime that had been in place since 2016.</p>
<p><b>26</b> The Fed's preferred price measure, Personal Consumption Expenditures (PCE), contains no major surprises and shows continued progress on disinflation.</p>	<p><b>22</b> The U.S. manufacturing Purchasing Managers' Index (PMI) rebounds to 51.5 while the services PMI eases but remains strong at 51.3.</p>	<p><b>20</b> The Fed maintains a three-cut projected baseline for this year. The median growth forecast is upgraded to 2.1% from 1.4%, while core inflation was slightly raised to 2.6% from 2.4%.</p>

Prepared by Northern Trust Asset Management for Enterprise Wealth Management.

Indexes used: Bloomberg (BBG) 1-3 Month UST (Cash); BBG Municipal (Muni); BBG Aggregate (Inv. Grade); BBG TIPS (TIPS); BBG High Yield 2% Capped (High Yield); JP Morgan GBI-EM Global Diversified (Em. Markets Fixed Income); MSCI U.S. Equities IMI (U.S. Equities); MSCI World ex-U.S. IMI (Dev. ex-U.S. Equities); MSCI Emerging Market Equities IMI (Em. Markets Equities); S&P Global Natural Resources (Natural Resources); MSCI ACWI IMI Core Real Estate (Global Real Estate); S&P Global Infrastructure (Global Listed Infrastructure).

IMPORTANT INFORMATION. For Asia-Pacific and Europe markets, this information is directed to institutional, professional and wholesale clients or investors only and should not be relied upon by retail clients or investors. The information is not intended for distribution or use by any person in any jurisdiction where such distribution would be contrary to local law or regulation. Northern Trust and its affiliates may have positions in and may effect transactions in the markets, contracts and related investments different than described in this information. This information is obtained from sources believed to be reliable, and its accuracy and completeness are not guaranteed. Information does not constitute a recommendation of any investment strategy, is not intended as investment advice and does not take into account all the circumstances of each investor. Opinions and forecasts discussed are those of the author, do not necessarily reflect the views of Northern Trust and are subject to change without notice.

This report is provided for informational purposes only and is not intended to be, and should not be construed as, an offer, solicitation or recommendation with respect to any transaction and should not be treated as legal advice, investment advice or tax advice. Recipients should not rely upon this information as a substitute for obtaining specific legal or tax advice from their own professional legal or tax advisors.

Past performance is no guarantee of future results. Performance returns and the principal value of an investment will fluctuate. Performance returns contained herein are subject to revision by Northern Trust. Comparative indices shown are provided as an indication of the performance of a particular segment of the capital markets and/or alternative strategies in general. Index performance returns do not reflect any management fees, transaction costs or expenses. It is not possible to invest directly in any index.

# From the Managing Director

Dear Clients and Friends,

Spring has arrived and all of us at Enterprise Wealth Management hope you are enjoying the milder weather and longer days. The pace of our meetings with you picks up this time of year and we look forward to seeing you, catching up on your adventures and plans, and reviewing your goals and investments.

Global equity markets have performed well so far this year and bond yields remain at the higher levels established last year. Our investment strategies have not changed materially and continue to reflect a balanced allocation to diverse global markets and segments. In January, we made a modest adjustment to recommended allocations in fixed income categories. Owing to the more attractive yields in longer-term bonds and the likelihood of easing in monetary policy instead of further tightening, we reduced the allocation to short-term fixed income positions and increased the allocation to intermediate-term bonds. Our holdings in U.S. large capitalization stocks have driven strong relative performance this year. As always, we will maintain a diligent focus on evaluation of markets, risks, and opportunities. Establishing the appropriate strategic asset allocation and maintaining a diversified approach to portfolio construction are the most important elements of our investment work with each of our unique clients.

Your team here at Enterprise Wealth Management is here to help with all your financial needs and goals, including estate planning, trust establishment and administration, planning, and gifting strategies. For many of our clients, we have direct relationships with tax accountants and legal counsel and coordinate all our activities on your behalf with your other trusted advisors. It is our pleasure to be included in your circle of professional providers. Our team continues to grow, and the depth and strength of the entire Wealth Management staff is stronger than ever.

As 2024 unfolds, the ever-present potential for volatility from global events, economic cycles, and market reaction remains. Additionally, the U.S. elections later this year might produce changes to tax policy as well as to other broad policy positions. We have confidence in our approach to managing your assets and providing stable, consistent counsel to you during times of calm and disruption. Thank you for your continued trust in Enterprise Wealth Management.

Sincerely,

Stephen Irish

*Senior Managing Director, Enterprise Wealth Management  
Chief Operating Officer, Enterprise Bank*



**ENTERPRISE**  
WEALTH MANAGEMENT

A division of Enterprise Bank

222 Merrimack Street  
Lowell, MA 01852

877-325-3778

At Enterprise Wealth Management, our mission is to help clients achieve their financial goals by providing professional investment management, extensive resources, and independent, objective advice that you can trust. Enterprise Wealth Management was established in 1992.

Our clients are successful executives, professionals, entrepreneurs, non-profit organizations, private foundations, and retirees who desire a financial partnership that can provide access to investment opportunities and alternative strategies.

## EnterpriseWealth.com

The information provided is general in nature and is not intended to be, and should not be construed as, investment, legal or tax advice. Enterprise Wealth Management makes no warranties with regard to the information or results obtained by its use and disclaims

any liability arising out of your use of, or reliance on, the information. The information is subject to change and, although based upon information that Enterprise Wealth Management considers reliable, is not guaranteed as to accuracy or completeness. Enterprise Wealth Management

expresses its appreciation to Northern Trust for providing the information contained in this newsletter.

**Investment products are not a Deposit, not guaranteed by Enterprise Bank, not FDIC Insured, not Insured by any government agency, and may lose value.**